

# PRESTASHOP ADDON

---

Excellent Prestashop modules and themes

## USER GUIDE

---

### PRESTASHOP CAPTCHA PRO

*Best captcha security solution for your Prestashop website*

---

Website: [PrestashopAddon.com](http://PrestashopAddon.com)

Email: [contact@prestashopaddon.com](mailto:contact@prestashopaddon.com)

# Table of contents

I. Introduction.....	3
II. Installation .....	3
1. Upload module to the server .....	3
2. Install the Captcha PRO .....	4
3. Check the module .....	4
III. Configuration.....	5
IV. Thank you .....	6

## I. Introduction

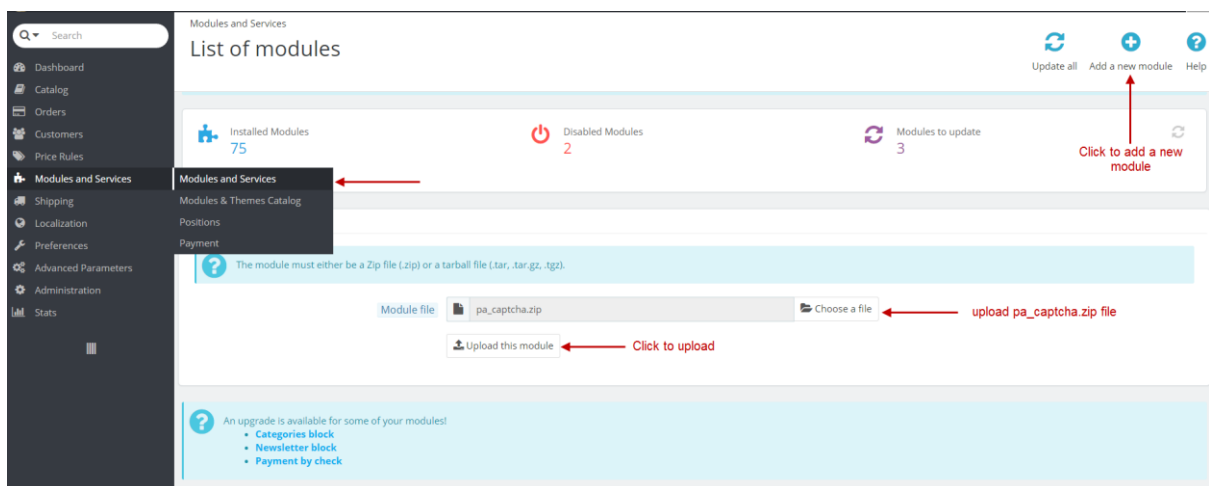
Getting your inbox filled with unwanted spam messages is an issue faced by every Prestashop website owner. Going through each and every message to filter out the spam is sure to give you a headache. As Prestashop doesn't contain a default Prestashop captcha protection feature to help filter out spam, a solution for this is a necessity.

Our **Captcha PRO** module is a Prestashop captcha module that aids Prestashop online shop owners to refrain from receiving spam contacts, messages or spam customer accounts. Prestashop Captcha PRO module offers complete spam protection to the website and is also easy to use with clear and nice captcha images. It also doesn't require the shop owners to go to the trouble of using external API keys. All that needs to be done is to download and install the Prestashop captcha module to your site and you are ready to go spam free!

## II. Installation

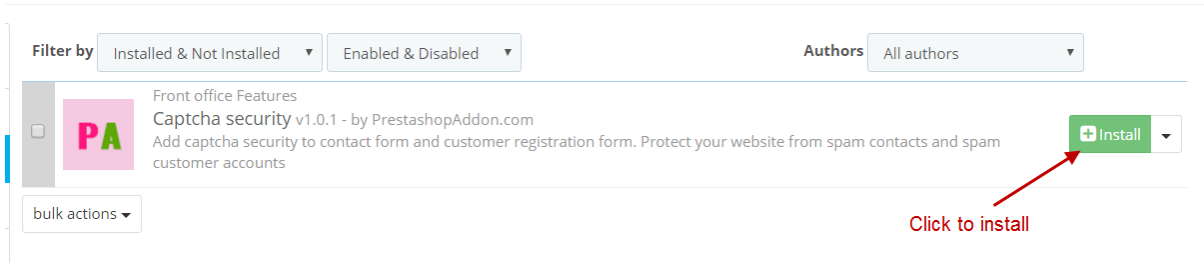
### 1. Upload module to the server

- Go to “Modules and services”
- Click “Add a new module”
- Choose module main file (pa\_captcha.zip)
- Click “Upload this module” to upload the module



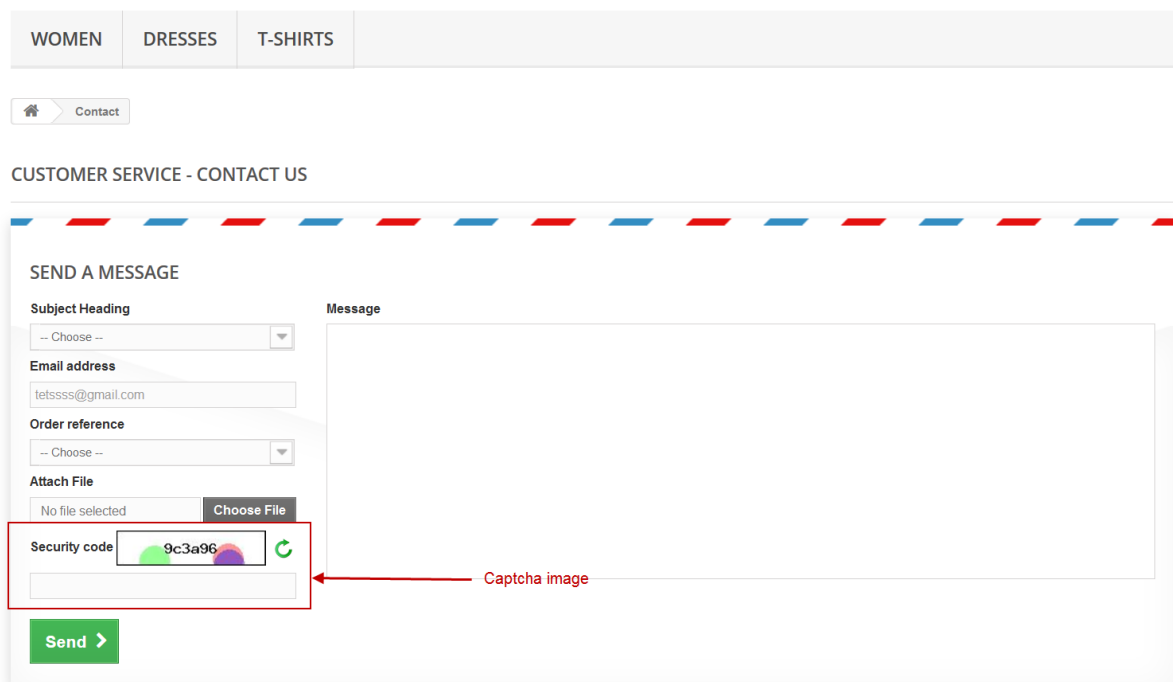
## 2. Install the Captcha PRO

Just click “Install” to install the module and you are all done!



## 3. Check the module

After step 1 and 2 is done, you have completed the installation of the module. Now is the time to check the module from the frontend and make sure it works well. If you have successfully installed the module, you should be able to see a captcha image on the contact page and the registration page as shown in the screenshots below.



CREATE AN ACCOUNT

**YOUR PERSONAL INFORMATION**

\*Required field

**Title**  
 Mr.  Mrs.

**First name \***

**Last name \***



**Email \***

**Password \***

(Five characters minimum)

**Date of Birth**  
- - -

Sign up for our newsletter!  
 Receive special offers from our partners!

**Security code**   

**Register >**


\*Required field

Captcha image

### III. Configuration

All the configurable options are available in the configuration section of the module. Options are available to enable captcha security for the contact page, registration page or both (default). You can also choose the type of captcha image you prefer.

Filter by   Authors

 Front office Features  
**Captcha security v1.0.1** - by PrestashopAddon.com  
Add captcha security to contact form and customer registration form. Protect your website from spam contacts and spam customer accounts




Click to see configuration options

**SETTING**

Enable captcha for contact form  YES  NO

Enable captcha for registration form  YES  NO

Captcha type

- 
- 
- 

#### **IV. Thank you**

Thank you very much for installing this module to your website. If you need any support, don't hesitate to contact us.

- Email: [contact@prestashopaddon.com](mailto:contact@prestashopaddon.com) OR [addonprestashop@gmail.com](mailto:addonprestashop@gmail.com)
- Skype: prestashopaddon